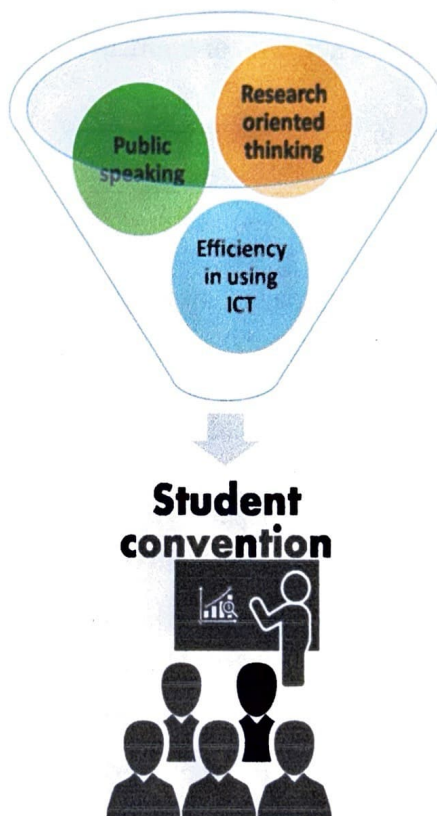



Best Practice 1

Annual undergraduate students convention "Of The Students By The Students For The Students"

OF THE STUDENTS, BY THE STUDENTS, FOR THE STUDENTS




Dr. Birangane R.S
PRINCIPAL
Pt. Deendayal Upadhyay
Dental College, Solapur

Objectives:

- To help students develop the ability to communicate both within the classroom and in the outside world
- To introduce science-oriented research to students
- To enhance their presentation skills by making and delivering PowerPoint presentations
- To develop skills like self-confidence, time management, bonding with peers and leadership quality
- To gain valuable guidance & feedback from community of scholars
- To help them organize programs

Context:

As future dental practitioners, our students must be able to communicate well with patients as well as their peers. At the same time they must have a knack to read and understand the plethora of research that is available for them. This can be achieved by providing them a platform to present a short topic of their interest.


Practice:

Annually we organize an undergraduate student convention **of the students** where all the preparation for the program is done **by the students** under supervision of staff. This student convention provides a platform **for the students** to showcase and enhance their public speaking talent. We allow the students to choose topic of their interest and explore scientific evidence on the same thus developing a critical eye toward the available research. All throughout the process of preparation the students are guided by their chosen teachers.

The presentations are judged on the basis of their ability to captivate the audience, their utilization of PowerPoint skills, ability to explain their topic to the audience, inclusivity of all relevant data and whether they finished the presentation in a timely manner. The audiences who are the students are also benefited by listening to such presentations.

There is quiz competitions at the end which help assess what they have learned in a fun way. The program ends with award ceremony which gives the students a positive affirmation of their hard work and satisfaction that it has been valued by their peers and staff. It also motivates future participation in college convention and also in other institutes




Dr. Brangane R.S
PRINCIPAL
Pt. Deendayal Upadhyay
Dental College, Solapur

Evidence of success:

- Students are more confident in giving viva voce
- Students have improved in their organizational skills
- Students have participated in various conference organized by other institutes and have won awards there
- Our alumni who are pursuing further studies are more confident in presenting their seminars, journal clubs and papers in conferences

Scientific Convention:

On the 27th of May, 2024, PDU Dental College hosted a prestigious Scientific Convention, a gathering that celebrated academic excellence and innovation in dentistry. The event commenced at 10:00 a.m., graced by the esteemed presence of our Chief Guests, Dr. Birangane Sir and Dr. Mona Shah Ma'am.


Morning Session

The convention began with an inaugural ceremony led by the Chief Guests. Their insightful words set a tone of inspiration and intellectual curiosity for the day's events. The morning session featured e-paper presentations from postgraduate students, interns, and final-year students. The competition was fierce, showcasing a plethora of innovative research and findings. The highlight of the session was the announcement of the winner, Dr. Supriya Jangale, whose exceptional presentation stood out among her peers.

Afternoon Session

Post lunch, the afternoon session was dedicated to e-poster presentations. This session included contributions from postgraduate students and third-year students, each poster reflecting extensive research and creative presentation skills. Dr. Pratik Mule emerged victorious in the postgraduate category, impressing the judges with his insightful research and clear presentation. Entertainment Between the academic sessions, the event was enlivened by music performances from the talented third and final year




Dr. Birangane R.S.
PRINCIPAL
Pt. Deendayal Upadhyay
Dental College, Solapur.


music groups. These interludes provided a delightful break and added a festive atmosphere to the convention.


Conclusion

The convention concluded with a heartfelt vote of thanks delivered by Dr. Sejal Shah Ma'am. Her words of appreciation acknowledged the efforts of all participants, organizers, and the esteemed guests, bringing the event to a memorable close.

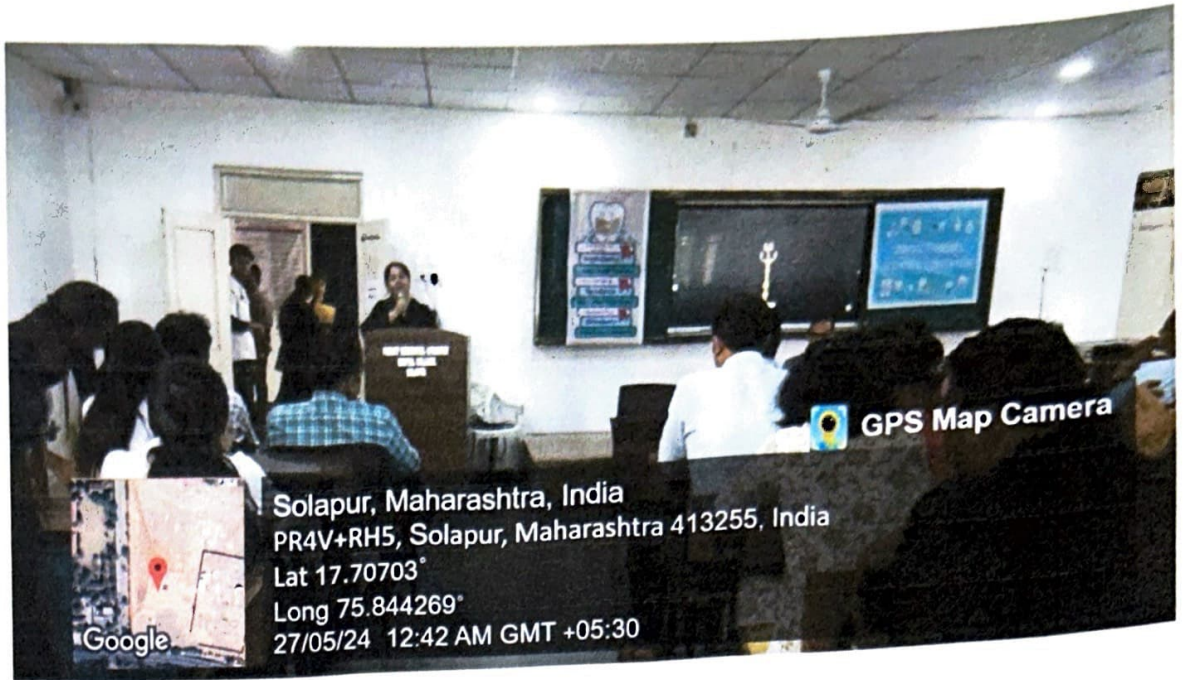
The Scientific Convention of 2024 at PDU Dental College was a remarkable success, fostering an environment of learning, sharing, and celebration of dental sciences.





Dr. Birangahe R.S
PRINCIPAL
Pt. Deendayal Upadhyay
Dental College, Solapur



B 77
Dr. Birangane R.S
PRINCIPAL
Pt. Deendayal Upadhyay
Dental College, Solapur



Solapur, Maharashtra, India
PR4V+RH5, Solapur, Maharashtra 413255, India
Lat 17.70703°
Long 75.844269°
27/05/24 12:42 AM GMT +05:30



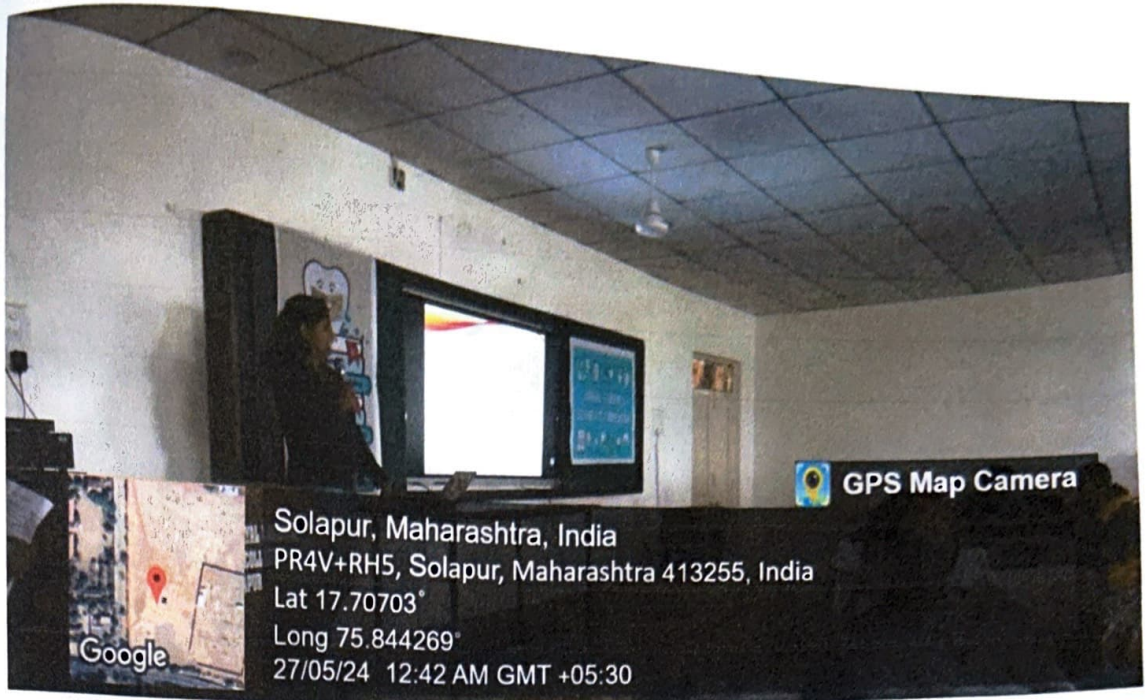
Solapur, Maharashtra, India
PR4V+RH5, Solapur, Maharashtra 413255, India
Lat 17.70703°
Long 75.844269°
27/05/24 12:42 AM GMT +05:30




Dr. Birangane R.S
PRINCIPAL
Pt. Deendayal Upadhyay
Dental College, Solapur



B. J. J.
Dr. Birangane R.S
PRINCIPAL
Pt. Deendayal Upadhyay
Dental College, Solapur



Solapur, Maharashtra, India
PR4V+RH5, Solapur, Maharashtra 413255, India
Lat 17.70703°
Long 75.844269°
27/05/24 12:42 AM GMT +05:30



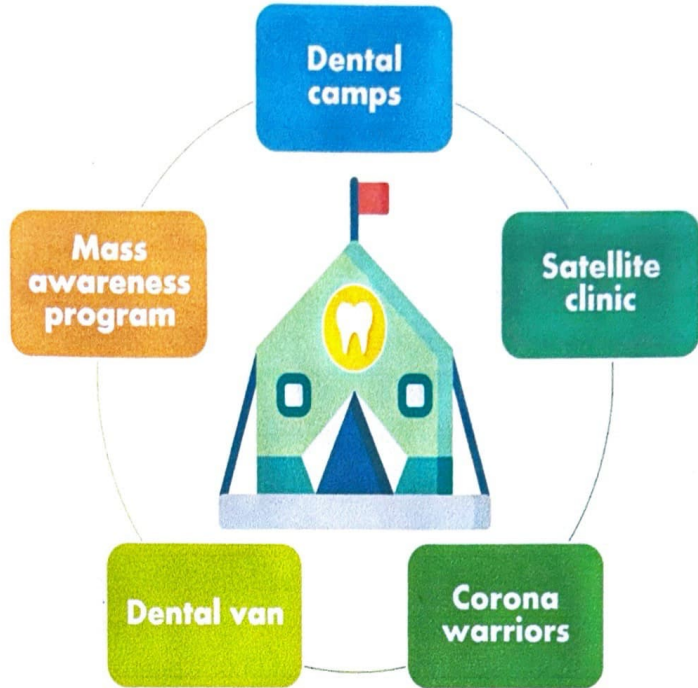
B 77

Dr. Birangane R.S
PRINCIPAL
Pt. Deendayal Upadhyay
Dental College, Solapur

Best Practice 2

Out- reach activities "Service Before Self"

SERVICE BEFORE SELF



Dr. Birangane R.S
PRINCIPAL
Pt. Deendayal Upadhyay
Dental College, Solapur

Objectives:

- To provide basic dental service by reaching out to the rural and vulnerable sections of the society.
- To increase awareness of the necessity and availability of preventive dental care for good oral health
- To provide an opportunity to the students to gain practical experience of what they have learned theoretically
- To instill the quality of 'service before self' in minds of young students


Context:

Our College is located on the outskirts of Solapur city thus surrounded by many small villages. Unfortunately most of the population around here are seen to neglect their oral health due to either lack of awareness or because of lack of time. In this situation, sending our students at their doorstep was an excellent solution which not only benefitted the patients but also helped our students gain experience of this program.

Practice:

The institution conducts free dental camps at rural and sub-urban areas around Solapur. Since 2016, we have organized 165 extension and outreach activities including camps with around 23000 beneficiaries. In collaboration with the Mallawabai Vallyal Charitable Trust our institution through the Department of Public Health Dentistry reached out to provide their services in oral health care to a large number of people. The students on rotation basis under the guidance of staff reached out to patients in rural and semi urban areas by holding diagnostic and treatment camps at schools, villages in coordination with the gram panchayats, industries, at the city jail, colleges etc. In association with Colgate India they had school camps where they distributed free toothpastes and brushes to children. Denture delivery camps along with dental checkups were carried out for the geriatric patients at Akkalkot and Pandharpur. Camps were also hosted in collaboration with MUHS, Nashik. The department of Pedodontics & Preventive Dentistry also organises various camps for the benefit and dental health education of school children.




Dr. Birangane R.S.
PRINCIPAL
Pt. Deendayal Upadhyay
Dental College, Solapur

Our PG students and staff also stepped forward as “CORONA WARRIORS” and worked as swab collectors, in patient care etc during the grave pandemic

The institute has established one satellite clinic in Solapur city at Saat Rasta. Interns posted in the Department of Public Health Dentistry and Oral Pathology Department have elective posting at the satellite center on regular basis. The department also has well equipped Mobile Dental Unit which serves as means to provide services in inaccessible areas.

Our college also organizes rallies, cyclothons to increase awareness of dental health among masses on the special days like AIDS Day, Oral Health Day, World No Tobacco Day, etc.

Evidence of success:


- On behalf of the institution, the Dept. of Public Health Dentistry has received various appreciation letters from respective camps and letters of commendation for the excellent services rendered as well as hoping that such programs will be held in future as well.
- Student’s response suggests that they enjoy going to camp as they get confidence to communicate with patients and learn from the work they do there.
- It gives our students a glimpse of the respect and adulation which will be showered on them as practicing dentist in the near future.

Problems encountered:

- During pandemic, outreach programs took a backseat over more pressing issues
- Not all patients revert back to college despite of the fact that college provides van on request for a group of patients to commute.

Complete rehabilitation of patients at their doorstep is a goal yet to be achieved




Dr. Birangane R.S
PRINCIPAL
Pt. Deendayal Upadhyay
Dental College, Solapur

**LIST OF EXTENTION & OUT REACH ACTIVITY IN COLLABORATION WITH
SMT. MALLABAI VALYAL MEMORIAL CHARITABLE DENTAL HOSPITAL &
RESEARCH CENTRE SOLAPUR / MUHS, NASHIK / IDA SOLAPUR
ACADEMIC YEAR 2023-2024**

SR.NO	DATE	Name of activity	Organizing unit/collaborating agency	No of student's participation in such activities	No of teachers participate
1.	15/05/23	Diagnostic & treatment plan	Shree Mahatma Basveshwar Samajik Bahudeshi sanstha, Solapur	05	1
2.	27/05/23	Diagnostic & treatment plan	Grampanchayat khed, Solapur	12	1
3.	27/05/23	Diagnostic & treatment plan	Bharat Shikshan Prasark Mandal, Solapur	12	1
4.	29/05/23	Diagnostic & treatment plan	District Probation and after care association and observation home, Solapur	12	1
5.	31/05/23	Diagnostic & treatment plan	Zilha Parishad Office, Solapur	6	1
6.	31/05/23	Diagnostic & treatment plan	Suvarna Sports Academy, Solapur	9	1
7.	10/06/23	MUHS Foundation Day	NSS	50	15
8.	21/06/23	Yoga Day	PDUDC	24	10
9	01/07/23	Diagnostic & treatment plan	Sangameshwar public school Solapur	14	1



Dr. Birangane R.S
PRINCIPAL
Pt. Deendayal Upadhyay
Dental College, Solapur


10	3/07/23	Diagnostic & treatment plan	Sangameshwar public school Solapur	14	1
11	22/07/23	Diagnostic & treatment plan	Ramdas narsayya ippakayal primary school Solapur	12	2
12	7/08/23 - 8/08/23	Oral hygiene day	ISP	90	15
13	08/08/2023	Diagnostic & Treatment plan	Raj memorial English school, Solapur	7	1
14	09/08/2023	Diagnostic & treatment plan	Nirmaya Arogya Dham, Solapur	6	1
15	10/08/2023	Diagnostic & treatment plan	Indian model school, Jule Solapur	12	1
16	03/08/23	Organ Donation Program	PDUDC	80	12
17	11/08/2023	Diagnostic & treatment plan	Unique English medium school Jule, Solapur	12	1
18	28/08/2023	Diagnostic & treatment plan	Tilak Smarak maidan, station road, Pandharpur	8	1
19	10/09/2023	Diagnostic & treatment plan	Police training Centre, Solapur	21	1
20	27/09/2023	Diagnostic & treatment plan	Vasundhara kala (Arts) Mahavidyalaya Solapur	7	1
21	29/09/2023	Diagnostic & treatment plan	Mukund Nagar, Bhavani Peth Solapur	7	1
22	05/11/2023	Diagnostic & treatment plan	Shri Siddeshwar kanya prashala,	13	1




Dr. Birangane R.S
PRINCIPAL
Pt. Deendayal Upadhyay
Dental College, Solapur


			Solapur		
23	22/11/2023	Diagnostic & treatment plan	At Pandharpur for kartiki vari devotees	9	1
24	23/11/2023	Diagnostic & treatment plan	At Pandharpur for kartiki vari devotees	9	1
25	01/12/23	Diagnostic & treatment plan	Yelgurwar school, vikas nagar, Solapur	10	3
26	06/12/23	Dwarkadas kotni's day	Rotary NSS	60	14
27	09/12/23	Students Health Awareness Rally	Rotary NSS	55	5
28	26/12/23	Datta Jayanti	PDUDC	100	50
29	30/12/2023	Diagnostic & treatment plan	Shankarling high school, Valsang, Tal. Akaalkot	9	1
30	14/01/2024	Diagnostic & treatment plan	At Solapur home maidan for Siddheshwar yatra devotees	9	1
31	15/01/2024	Diagnostic & treatment plan	At Solapur home maidan for Siddheshwar yatra devotees	9	1
32	16/01/2024	Diagnostic & treatment plan	At Solapur home maidan for Siddheshwar yatra devotees	9	1
33	18/01/2024	Diagnostic & treatment plan	Boys and girls remand home, north Sadar bazar Solapur	3	1
34	31/01/2024	Diagnostic & treatment plan	Backward class girls' hostel, railway line, near Wadia	4	1




Dr. Bhrangane R.S
PRINCIPAL
Pt. Deendayal Upadhyay
Dental College, Solapur

			hospital, Solapur		
35	4/02/24	Home Maidan Swachhata Abhiyaan	NSS	50	5
36	05/02/2024	Diagnostic & treatment plan	Sharad Chandra Pawar high school	11	1
37	18/02/24	R.C.S smart duo interschool quiz competition	ISP	200	20
38	21/02/24	Periodontist Day Celebration	ISP	200	20
39.	27/02/2024	Diagnostic & treatment plan	Sangamesh war college, Solapur	4	1
40	28/02/2024	Diagnostic & treatment plan	Nagesh karajagi orchid school Solapur	11	1
41	29/02/2024	Diagnostic & treatment plan	Nagesh karajagi orchid school Solapur	11	1
42.	05/03/2024	Diagnostic & treatment plan	Orchid School, Solapur	10	1
43	14/03/24- 15/03/24	Gender Sensitization Program	NSS	65	15
44	21/03/2024	Diagnostic & treatment plan	J.R Chandak school & Jr. college	18	1
45	24/04/2024	Diagnostic & treatment plan	Shri Siddheshwari Montessori School, Solapur	14	2
46	26/04/24	Voter's Day	Sakal newspaper	85	10
47	17/05/2024	Diagnostic &	Anand Textile,	12	2




Dr. Birangane R.S
 PRINCIPAL
 Pt. Deendayal Upadhyay
 Dental College, Solapur

		treatment plan	MIDC, Solapur		
48	10/06/23	Tree Plantation	NSS	15	5
49	28/06/2024	Diagnostic & treatment plan	Rupam Textile, MIDC, Solapur	14	2
50	16/07/2024 - 18/07/2024	Diagnostic & treatment plan	Teen rasta, Pandharpur for Aashadhi Ekadashi wari devotees	08	1
51.	24/07/2024 - 25/07/2024	Diagnostic & treatment plan	Bharti Vidyapeeth Bal Vikas Mandir Primary School	13	1
52	12/08/2024	Diagnostic & treatment plan	Unique English Medium School	13	2
53	11/09/2024	Diagnostic & treatment plan	P P Patel Foundation Health Camp, Solapur	4	1
54	19/09/2024	Diagnostic & treatment plan	Rotary club of health camp, Solapur	3	1




Dr. Birangane R.S
PRINCIPAL
Pt. Deendayal Upadhyay
Dental College, Solapur




R.S.
Dr. Birangane R.S.
PRINCIPAL
Pt. Deendayal Upadhyay
Dental College, Solapur



Raj

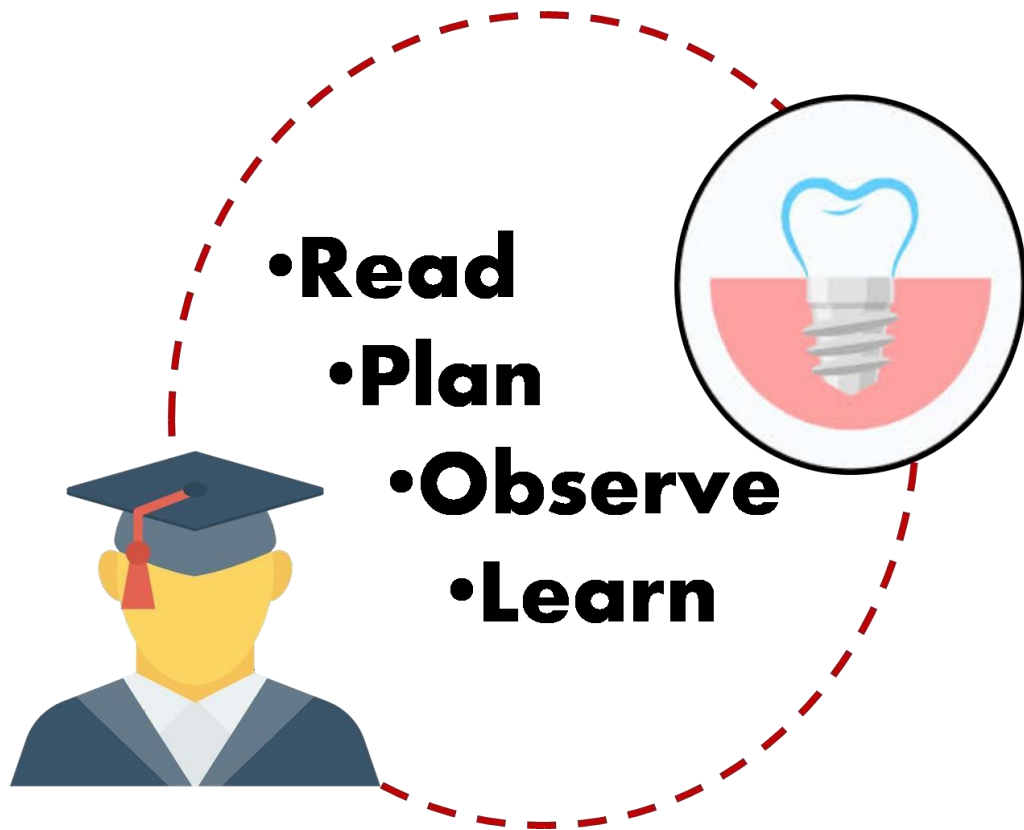
Dr. Birangane R.S
PRINCIPAL
Pt. Deendayal Upadhyay
Dental College, Solapur




Dr. Birangane R.S
PRINCIPAL
Pt. Deendayal Upadhyay
Dental College, Solapur

“Interning in Implant” programme

INTERNING IN IMPLANTS



Objectives:

- To provide basic understanding of Oral Implantology for interns
- To guide the interns in patient selection, treatment planning and execution of implant placement.
- To help them learn through the experience of experts while handling any difficult case or any unforeseen complications
- To inspire the students to place implants in their practice and acquire further training in this field.

Context:

In recent years, the trend in replacing missing teeth has shifted towards use of implants. However, the current curriculum doesn't include this crucial aspect and hence the students remain devoid of knowledge regarding same. Hence this program is planned wherein the students receive basic knowledge of implants and are ready to explore this field in future. This curriculum was designed to include all the "must know" and "better to know" perspectives and carefully avoiding exhaustive details.

Practice: Every year the intern batch is given education about dental implants through this program. Simplified lectures regarding the basics of implant dentistry are taken which explains the parts of implants, Anatomy, Bone biology, Surgical principles, Radiology, Prosthodontics and Periodontics with regard to implant dentistry. 6-8 interns are allotted to one case and they observed the case from planning to rehabilitation. They manage the preoperative planning and preparation required for that case. On the day of the procedure they observe the various steps in implant placement live. They are thoroughly explained the procedure and are given opportunity to ask questions to the staff. Both Department of Prosthodontics and Periodontics are actively involved in this program

Evidence of success:

- Our alumni have reported that this program has helped them in understanding and placing implants
- The numbers of implant patients have increased because of the involvement of interns in the process.

Problems encountered:

- There is difficulty in integrating students in actually placing the implant due to time constraint
- The number of intern per case is high

INTERNING IN IMPLANTS

IMPLANT TRAINING PROGRAMME

PANDIT DEENDAYAL UPADHYAY DENTAL COLLEGE AND HOSPITAL, SOLAPUR

Date- 18/7/2023
Name Of The PG Student- Dr. sneha Rathod
Name Of The Patient- Sunitha Salgar
Case Paper No- 442905 Age/Sex- 47/F
Missing Teeth- 22
Implant Number- 3.75 x 11.5
Implant System Used- MIS

Details Of Implant Placement- 3.75 x 11.5 mm size implant placement done w.r.t. 22 using conventional technique.

DR.R.S.BIRANGANE

Dean & Hod

Deptt Of OMR

P.D.U Dental College, Solapur

DR.MONA SHAH

Prof & Hod

Dept Of Periodontology And Oral

Implantology

P.D.U Denal College, Solapur

PANDIT DEENDAYAL UPADHYAY DENTAL COLLEGE AND HOSPITAL, SOLAPUR

Date- 9/8/23
Name Of The PG Student- Dr. sneha V. Rathod
Name Of The Patient- Vijay Tambile
Case Paper No- 401393 Age/Sex- 20/M
Missing Teeth- 11, 21
Implant Number- 3.3 x 11.5
3.3 x 11.5
Implant System Used- MIS

Details Of Implant Placement- Implant placement done w.r.t. 11 & 21 using open flap guided technique.

DR.R.S.BIRANGANE

Dean & Hod

Deptt Of OMR

P.D.U Dental College, Solapur

DR.MONA SHAH

Prof & Hod

Dept Of Periodontology And Oral

Implantology

P.D.U Denal College, Solapur

PANDIT DEENDAYAL UPADHYAY DENTAL COLLEGE AND HOSPITAL, SOLAPUR

Date- 3/8/23
Name Of The PG Student- Dr. sneha Rathod
Name Of The Patient- Nabikasad Tamboli
Case Paper No- 434403 Age/Sex- 35/M
Missing Teeth- 46, 47
Implant Number- 4.5 x 10 mm
5 x 10 mm
Implant System Used- MIS

Details Of Implant Placement- implant placement done w.r.t. 46, 47 using conventional technique.

DR.R.S.BIRANGANE

Dean & Hod Prof & Hod

Deptt Of OMR

P.D.U Dental College, Solapur Implantology

P.D.U Denal College, Solapur

DR.MONA SHAH

Dept Of Periodontology And Oral

PANDIT DEENDAYAL UPADHYAY DENTAL COLLEGE AND HOSPITAL, SOLAPUR

Date-
Name Of The PG Student- Dr. sneha Rathod
Name Of The Patient- Balaji Phugare
Case Paper No- 433762 Age/Sex- 32/M
Missing Teeth- 36
Implant Number- 5mm x 11.50mm
Implant System Used- MIS lance

Details Of Implant Placement- implant placement done w.r.t. 36 using surgically guided flapless technique.

DR.R.S.BIRANGANE

Dean & Hod

Deptt Of OMR

P.D.U Dental College, Solapur

DR.MONA SHAH

Prof & Hod

Dept Of Periodontology And Oral

Implantology

P.D.U Denal College, Solapur

PANDIT DEENDAYAL UPADHYAY DENTAL COLLEGE AND HOSPITAL, SOLAPUR

Date: 01/11/23
 Name Of The PG Student- Dr. sneha V Rathod
 Name Of The Patient- Mr. Mohan Wadvekar
 Case Paper No- 419231 Age/Sex- 53/M
 Missing Teeth- 16, 17
 Implant Number- 4.2 x 10 mm = 16
 4.2 x 10 mm = 17
 Implant System Used- MIS

Details Of Implant Placement- Implants placed using Surgically guided open flap implant placement technique. 4.2 x 10 mm implants size used for both 16, 17.

DR.R.S.BIRANGANE

Dean & Hod

Dept. OF OMR

P.D.U Dental College, Solapur

DR.MONA SHAH

Prof & Hod

Dept. Of Periodontology And Oral

Implantology

P.D.U Dental College, Solapur

PANDIT DEENDAYAL UPADHYAY DENTAL COLLEGE AND HOSPITAL, SOLAPUR

Date: 01/11/23
 Name Of The PG Student- Dr. sneha V Rathod
 Name Of The Patient- Vijayashree Langate
 Case Paper No- 419240 Age/Sex- 50/F
 Missing Teeth- 36, 37
 Implant Number- 4.2 x 8 mm = 36
 4.2 x 8 mm = 37
 Implant System Used- MIS

Details Of Implant Placement- Implant placement done in 36, 37 by using surgically guided open flap technique

DR.R.S.BIRANGANE

Dean & Hod

Dept Of OMR

P.D.U Dental College, Solapur

DR.MONA SHAH

Prof & Hod

Dept. Of Periodontology And Oral

Implantology

P.D.U Dental College, Solapur

PANDIT DEENDAYAL UPADHYAY DENTAL COLLEGE AND HOSPITAL, SOLAPUR

Date: 10/11/23
 Name Of The PG Student- Dr. sneha V Rathod
 Name Of The Patient- Shwshai Patil
 Case Paper No- 427124 Age/Sex- 24/F
 Missing Teeth- 21
 Implant Number- 2) = 4.2 x 11.5
 Implant System Used- MIS

Details Of Implant Placement- Implant placement done w.r.t 21 by using flapless surgically guided flapless technique.

DR.R.S.BIRANGANE

Dean & Hod

Dept Of OMR

P.D.U Dental College, Solapur

DR.MONA SHAH

Prof & Hod

Dept Of Periodontology And Oral

Implantology

P.D.U Dental College, Solapur

PANDIT DEENDAYAL UPADHYAY DENTAL COLLEGE AND HOSPITAL, SOLAPUR

Date: 10/11/23
 Name Of The PG Student- Dr. sneha Rathod
 Name Of The Patient- Jyoti Kanki
 Case Paper No- 420510 Age/Sex- 45/F
 Missing Teeth- 14, 15, 16
 Implant Number- 14 = 4.2 x 10 mm
 16 = 4.2 x 10 mm
 Implant System Used- MIS

Details Of Implant Placement- Implant placement done w.r.t 14 & 16 using surgically guided flapless technique.

DR.R.S.BIRANGANE

Dean & Hod

Dept Of OMR

P.D.U Dental College, Solapur

DR.MONA SHAH

Prof & Hod

Dept Of Periodontology And Oral

Implantology

P.D.U Dental College, Solapur

PANDIT DEENDAYAL UPADHYAY DENTAL COLLEGE AND HOSPITAL, SOLAPUR

Date: 13/7/23
 Name Of The PG Student: Dr. sneha Rathod
 Name Of The Patient: Anmol Pawar
 Case Paper No: 487870 Age/Sex: 34/M
 Missing Teeth: 34, 36
 Implant Number: MIS - 34 → 3.75/11.5mm
 36 → 5/10mm
 Implant System Used: MIS



Details Of Implant Placement- Implant placement done in 34, 36 by guided open flap technique surgical technique.

DR.R.S.BIRANGANE (Dean & Hod, Dept of OMR, P.D.U Dental College, Solapur)
 DR.MONA SHAH (Prof & Hod, Dept Of Periodontology And Oral Implantology, P.D.U Dental College, Solapur)

PANDIT DEENDAYAL UPADHYAY DENTAL COLLEGE AND HOSPITAL, SOLAPUR

Date: 16/3/2023
 Name Of The PG Student: Dr. Khushboo Bansod
 Name Of The Patient: Mrs. Parvika Kale
 Case Paper No: 434324 Age/Sex: 34/F
 Missing Teeth: 5
 Implant Number:

Implant System Used- Dentium Guided surgery done in 46 region

Details Of Implant Placement-



R.No - 419402 (3000)

Guided surgery done in 46

DR.R.S.BIRANGANE (Dean & Hod, Dept Of OMR, P.D.U Dental College, Solapur)
 DR.MONA SHAH (Prof & Hod, Dept Of Periodontology And Oral Implantology, P.D.U Dental College, Solapur)

PANDIT DEENDAYAL UPADHYAY DENTAL COLLEGE AND HOSPITAL, SOLAPUR

Date: 21/4/24
 Name Of The PG Student: Dr. Khushboo Bansod
 Name Of The Patient: Sanku Kale
 Case Paper No: 12436 Age/Sex: 34/F
 Missing Teeth: 3, 41
 Implant Number: 02
 Implant System Used: Dentium



Details Of Implant Placement- Guided Implant placement done in 31, 41 region. Distraction given at 31, 41 region followed by local anaesthesia. Flap reflected after preparation done upto 1x10mm. Guided Implant placed (Jel. 31, 41) region flap reapproximated. Sutures given. pt rec'd after 7 days follow up.

DR.R.S.BIRANGANE (Dean & Hod, Dept Of OMR, P.D.U Dental College, Solapur)
 DR.MONA SHAH (Prof & Hod, Dept Of Periodontology And Oral Implantology, P.D.U Dental College, Solapur)

PANDIT DEENDAYAL UPADHYAY DENTAL COLLEGE AND HOSPITAL, SOLAPUR

Date: 6/09/2023
 Name Of The PG Student: Dr. Khushboo Rajesh Bansod
 Name Of The Patient: Savika Kale
 Case Paper No: 434324 Age/Sex: 34/F
 Missing Teeth: 26
 Implant Number: 01

Implant System Used- Dentium Implant 4.5x10mm



R.No - 543 30001

Details Of Implant Placement-

Guided surgery done in 26. Direct sinus lift. Guided surgery done in 26 region. distal incision given. flap thickness flap reflected osteotomy preparation at distal upto 4mm and has direct sinus lift done. Osteotomy by crestal approach in 26mm. Implant placement done. Sutures given. Prostheses will be given after 5 months.

DR.R.S.BIRANGANE (Dean & Hod, Dept Of OMR, P.D.U Dental College, Solapur)
 DR.MONA SHAH (Prof & Hod, Dept Of Periodontology And Oral Implantology, P.D.U Dental College, Solapur)

PANDIT DEENDAYAL UPADHYAY DENTAL COLLEGE AND HOSPITAL, SOLAPUR

Date: 4/1/24
 Name Of The PG Student- Dr. Khushboo Bansode
 Name Of The Patient- Sunita Jacoby
 Case Paper No- 470124
 Missing Teeth- 26
 Implant Number- 57125
 Age/Sex- 28/F

Implant System Used- MTS implant

Details Of Implant Placement-



DR.R.S. BIRANGANE

Dean & Hod
 Dept Of OMR
 P.D.U Dental College, Solapur

DR.MONA SHAH

Prof & Hod
 Dept Of Periodontology And Oral Implantology
 P.D.U Dental College, Solapur

PANDIT DEENDAYAL UPADHYAY DENTAL COLLEGE AND HOSPITAL, SOLAPUR

Date- 4/1/24
 Name Of The PG Student- Dr. Khushboo Bansode
 Name Of The Patient- Sunita Dhulam
 Case Paper No- 437591
 Missing Teeth- 26
 Implant Number- 01
 Age/Sex- 47/M

Implant System Used- Dentium



Details Of Implant Placement- Implant placement done in 26 region. crestal incision done followed by local anesthesia flap reflected. osteotomy preparation done 4.5x10mm. Indirect sinus lift performed. and the implant of size 4.5x10mm is placed. sutures given to the patient. and pt. recall after 7 days for the follow up.

DR.R.S. BIRANGANE

Dean & Hod
 Dept Of OMR
 P.D.U Dental College, Solapur

DR.MONA SHAH

Prof & Hod
 Dept Of Periodontology And Oral Implantology
 P.D.U Dental College, Solapur

* Second stage implant impression taken - 10/07/24.

* Prosthesis delivery has not taken.

PANDIT DEENDAYAL UPADHYAY DENTAL COLLEGE AND HOSPITAL, SOLAPUR

Date- 6/12/2024
 Name Of The PG Student- Dr. Sneha Rathod
 Name Of The Patient- Madhulca Patil
 Case Paper No- 456206
 Missing Teeth- 36
 Age/Sex- 38/M

Implant Number- 4.2 x 10mm

Implant System Used- Bioline



Details Of Implant Placement- surgically guided flapless implant placement technique used for the placement of 4.2 x 10mm implant in 26 missing 36 region.

DR.R.S. BIRANGANE

Dean & Hod
 Dept. Of OMR
 P.D.U Dental College, Solapur

DR.MONA SHAH

Prof & Hod
 Dept. Of Periodontology And Oral Implantology
 P.D.U Dental College, Solapur

PANDIT DEENDAYAL UPADHYAY DENTAL COLLEGE AND HOSPITAL, SOLAPUR

Date- 1/03/2024
 Name Of The PG Student- Dr. Sneha V. Rathod
 Name Of The Patient- Vikas Guvan
 Case Paper No- 458616
 Missing Teeth- 45, 46
 Age/Sex- 41/M

Implant Number- 4.2 x 10mm (45)
 4.2 x 10mm (46)

Implant System Used- MTS

Details Of Implant Placement- Implant placed in 45, 46 using Guided open flap surgical implant placement technique. Implant size used 4.2 x 10mm (45, 46)

DR.R.S. BIRANGANE

Dean & Hod
 Dept Of OMR
 P.D.U Dental College, Solapur

DR.MONA SHAH

Prof & Hod
 Dept Of Periodontology And Oral Implantology
 P.D.U Dental College, Solapur

PANDIT DEENDAYAL UPADHYAY DENTAL COLLEGE AND HOSPITAL, SOLAPUR

Date: 1/03/2024
 Name Of The PG Student- Dr. Sneha Rathod
 Name Of The Patient- Rajendra Ingole
 Case Paper No- 458615 Age/Sex- 42/M
 Missing Teeth- 12
 Implant Number- 4.2 x 11.5 mm

Implant System Used- MIS

Details Of Implant Placement- Implant placed @ 12 using Guided open flap surgical implant placement technique. Implant size used 4.2 x 11.5 (12)

DR.R.S.BIRANGANE
 Dean & Hod
 Dept Of OMR
 P.D.U Dental College, Solapur

DR. MONA SHAH
 Prof & Hod
 Dept Of Periodontology And Oral
 Implantology
 P.D.U Dental College, Solapur

PANDIT DEENDAYAL UPADHYAY DENTAL COLLEGE AND HOSPITAL, SOLAPUR

Date- 29/5/2024
 Name Of The PG Student- Dr. Sneha Rathod
 Name Of The Patient- Sharanu Dhanshetty
 Case Paper No- 461069 Age/Sex- 21/M
 Missing Teeth- 21
 Implant Number- 3.3 x 13 mm

Implant System Used- MIS

Details Of Implant Placement- Guided open flap implant placement done w.r.t. 21. Implant site used 3.3 x 13 mm & gingival former placed on the same day.

DR.R.S.BIRANGANE
 Dean & Hod
 Dept Of OMR
 P.D.U Dental College, Solapur

DR. MONA SHAH
 Prof & Hod
 Dept Of Periodontology And Oral
 Implantology
 P.D.U Dental College, Solapur

PANDIT DEENDAYAL UPADHYAY DENTAL COLLEGE AND HOSPITAL, SOLAPUR

Date- 10/1/24
 Name Of The PG Student- Dr. Dipti Limbkar
 Name Of The Patient- Mrs. Monadevi Galokok
 Case Paper No- 22443 Age/Sex- 28/F
 Missing Teeth- 11 & 21
 Implant Number-

Implant System Used- DENTIM

Details Of Implant Placement-

Implant placement done @ 11 & 21

DR.R.S.BIRANGANE
 Dean & Hod
 Dept Of OMR
 P.D.U Dental College, Solapur

DR. MONA SHAH
 Prof & Hod
 Dept Of Periodontology And Oral
 Implantology
 P.D.U Dental College, Solapur

PANDIT DEENDAYAL UPADHYAY DENTAL COLLEGE AND HOSPITAL, SOLAPUR

Date- 30/1/24
 Name Of The PG Student- Dr. Dipti Limbkar
 Name Of The Patient- Vitor Slobyitor
 Case Paper No- 662974 Age/Sex- 53/M
 Missing Teeth- 22-23-24
 Implant Number-

Implant System Used-

Details Of Implant Placement-

Implant placement done @ 22 & 24

DR.R.S.BIRANGANE
 Dean & Hod
 Dept Of OMR
 P.D.U Dental College, Solapur

DR. MONA SHAH
 Prof & Hod
 Dept Of Periodontology And Oral
 Implantology
 P.D.U Dental College, Solapur

PANDIT DEENDAYAL UPADHYAY DENTAL COLLEGE AND HOSPITAL, SOLAPUR

Date- 6/8/24

Name Of The PG Student-Dr.Dipti Limbekar

Name Of The Patient- Sarfoaj Tamboli

Case Paper No- 1241779

Age/Sex- 26/M

Missing Teeth- Immediate extraction implant 2

Implant Number-

Implant System Used- Denhum

Details Of Implant Placement-



Implant placement done @ 2

DR.R.S.BIRANGANE

Dean & Hod

Dept Of OMR

P.D.U Dental College,Solapur

DR.MONA SHAH

Prof & Hod

Dept Of Periodontology And Oral

Implantology

P.D.U Denal College,Solapur

PANDIT DEENDAYAL UPADHYAY DENTAL COLLEGE AND HOSPITAL, SOLAPUR

Date- 21/8/24

Name Of The PG Student-Dr.Dipti Limbekar

Name Of The Patient- Probhuling Rireremoh

Case Paper No- 1478

Age/Sex- 67/M

Missing Teeth- 35-36-37

Implant Number- 35 & 37 Denhum

Implant System Used-



Details Of Implant Placement-

DR.R.S.BIRANGANE

Dean & Hod

Dept Of OMR

P.D.U Dental College,Solapur

DR.MONA SHAH

Prof & Hod

Dept Of Periodontology And Oral

Implantology

P.D.U Denal College,Solapur

PANDIT DEENDAYAL UPADHYAY DENTAL COLLEGE AND HOSPITAL, SOLAPUR

Date- 19/9/24

Name Of The PG Student-Dr.Dipti Limbekar

Name Of The Patient- Tonaji Khume

Case Paper No- 4267

Age/Sex- 32/M

Missing Teeth- 36

Implant Number-

Implant System Used-

to Waneve also size

Details Of Implant Placement-

Implant collecting High Torque used



DR.R.S.BIRANGANE

Dean & Hod

Dept Of OMR

P.D.U Dental College,Solapur

DR.MONA SHAH

Prof & Hod

Dept Of Periodontology And Oral

Implantology

P.D.U Denal College,Solapur

PANDIT DEENDAYAL UPADHYAY DENTAL COLLEGE AND HOSPITAL, SOLAPUR

Date- 8/10/24

Name Of The PG Student-Dr.Dipti Limbekar

Name Of The Patient- Anilobh Kshirsagar

Case Paper No- 2220

Age/Sex- 28/M

Missing Teeth- 46

Implant Number-

Implant System Used-



Details Of Implant Placement-

DR.R.S.BIRANGANE

Dean & Hod

Dept Of OMR

P.D.U Dental College,Solapur

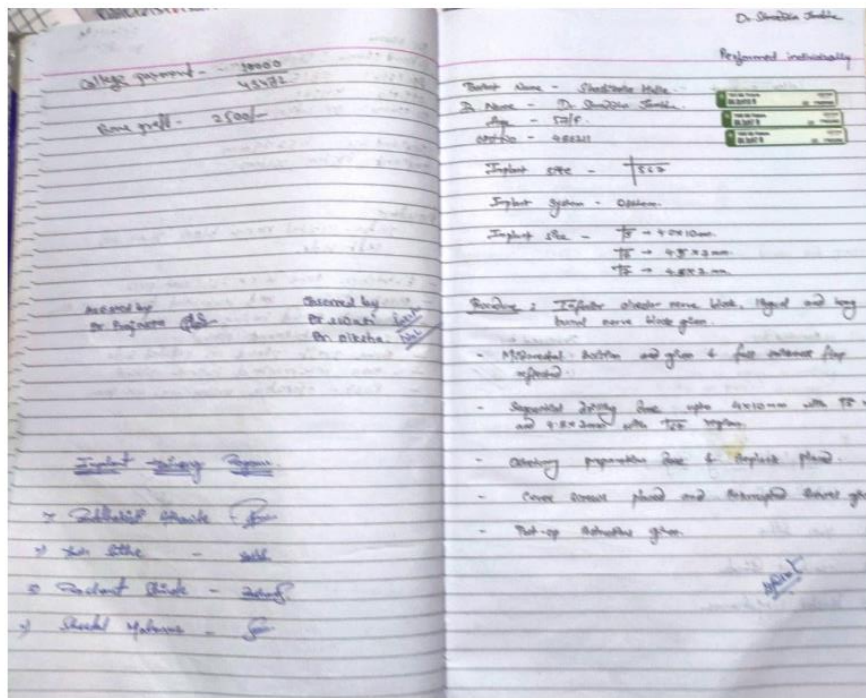
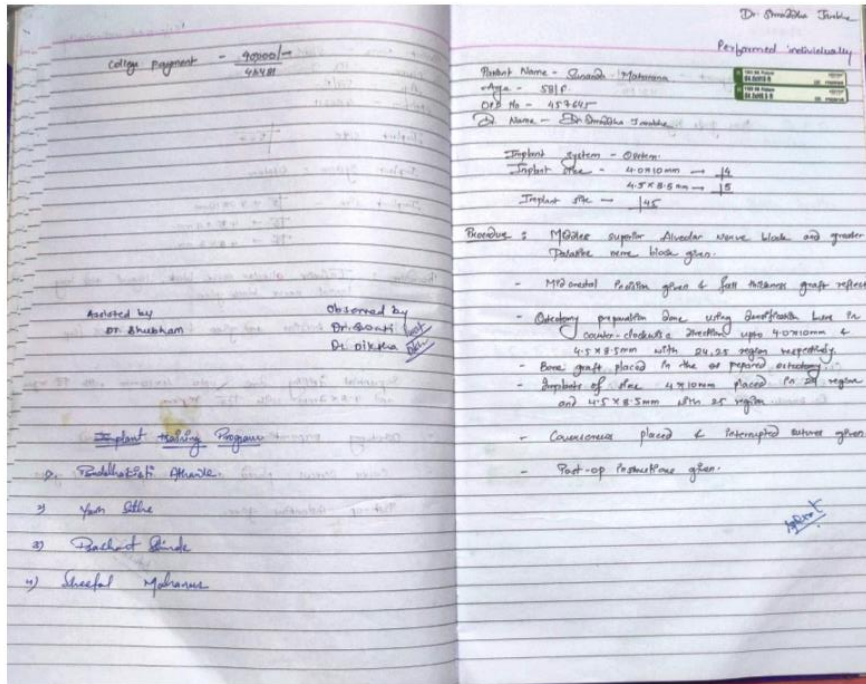
DR.MONA SHAH

Prof & Hod

Dept Of Periodontology And Oral

Implantology

P.D.U Denal College,Solapur



college payment = 8500
38618
→ (1000 discount)
check for patient.

Dr. Name: Dr. Satish Yadav
Patient Name: Disha Baghel
Age/Sex: 28/F
OPD No.: 41156
Dr. Name: Dr. Satish Yadav

Implant size: 4.5x11.5mm
Implant system: custom

Procedure:
Intra-orbital nerve block given on left side.

- Extraction done in 4.5 mm size.
- Pilot drilling and sequential drilling was done.
- Implant placed having size 4.5x11.5mm
- Healing abutment placed
- Bone graft placed on palatal side
- No interrupted future placed
- Post-operative instructions are given

Assisted by:
Dr. Pragna & Anshu

Observed by:
Dr. Anshu & Dr. Pragna

Implant Training Program

- Guide Silla = 10
- Abutment Case = 10
- Implant Silla = 10

college payment = 8500
43210

Dr. Name: Dr. Satish Yadav
Patient Name: Anshu Yadav
Age/Sex: 28/F
OPD No.: 41158

Implant size: 4.5x11.5mm
Implant system: custom

Procedure: inferior alveolar nerve block given on left side.

- mid canal response given & full thickness flap reflected
- extraction done - pilot drilling
- sequential drilling upto 4.5x11.5mm region & 4.5x11.5mm implant placed in 4.5x11.5mm region & 4.5x11.5mm
- cover screw placed & interrupted future given

Implant Training Program

- 1. Guide Silla = 10
- 2. Abutment Case = 10
- 3. Implant Silla = 10

Dr. Sushil Yadav
Guided by: Dr. Disha

Patient Name - Mona Patient
 Dr. Name - Dr. Disha F. Yadav
 Age/Sex - 55/F
 OPD No - 416481

Implant system - Biolac Z
 Design - Z8

Implant size - 34 → 2.35 x 16 mm
35 → 2.35 x 16 mm } Biolac
33 → 4.2 x 16 mm }
45 → 4.5 x 10 mm } Design
42 → 4.5 x 10 mm }

Assisted by: Dr. Rajesh K. Jha Observed by: Dr. Disha F. Yadav
Dr. Sushil J. Yadav

Implant surgery programme

→ Genital Ecthe - OK
 → Tubules - Truncated
 → Marginal - OK
 → of Alveolar - OK

Preception: Inferior alveolar nerve block & superior posterior nerve block given.

- Malarial routine given & full thickness flap reflected.
- Calculus prepared in 14, 15, 12 region upto 2.35 x 16 mm & 4.2 x 16 mm respectively.
- A straight osteotomy was prepared in 19 region, middle buccal osteotomy prepared in 15 region, obliquely inclined osteotomy prepared in 12 region such that the implant passes through tuberosity region & engages maxilla to the prepared plates.
- Position of tube 2.35 x 16 mm & 4.2 x 16 mm placed in 14, 15 & 12 region.
- Mucous membrane of 18° with 2mm OT placed with 14, 50° with 2mm OT placed in 19 & 60° with 2mm OT placed in 12.
- Interrupted sutures given.
- Post op inferior alveolar nerve block, 24hr & 10 days local nerve block given in Acute quadrant.
- Malarial routine given & full thickness flap reflected.
- Osteotomy prepared in 35 & 42 region upto 4.5 x 10 mm & 5 x 10 mm respectively.
- Implants placed in 15 & 12 region of 6mm & 8mm size.
- Interrupted sutures given.
- Post op instructed given.

Dr. Sushil Yadav
14/12/23

College Payment - 10000/-
33215/-

Patient Name - Rajesh K. Jha
 Dr. Name - Dr. Sushil Yadav
 Age/Sex - 41/M
 OPD No - 449969

Implant size - 33
 Implant system - 3.2 x 13mm osstem implant

Procedure - Inferior alveolar nerve block given on left side.

- mid incision in gum given & full thickness flap reflected.
- osteotomy done - Pilot drilling
- sequential drilling upto 2.2 x 13mm & region 33 & implant placed in 33 region & 2.2 x 13mm size.
- cover screw placed & interrupted sutures given.

Assisted by: Dr. Sushil J. Observed by: Dr. Disha F. Yadav
Dr. Sushil J. Yadav

Implant surgery programme

1. Genital Ecthe - OK
 2. Genital Tubules - OK
 3. Genital Malarial - OK
 4. Genital of Alveolar - OK

college payment → 20,000
9/2/20

Dr. Dimple Jindal
24/12/20
Performed individually

Patient Name - Ranjeet Lalman Puri
Dr. Name - Dr. Dimple Jindal
Age - 43 M.
OPD No - 44222

Implant size - 15
Implant System → 4.0 x 8.0 mm. → osstem.

Procedure - Maxillary Superior alveolar & greater palatine nerve block given.

- Anesthesia done E 25 + full thickness flap reflected
- Sequential drilling done upto 4.0 x 8.0 mm.
- Osteotomy preparation done & implant placed in site.
- Healing abutment placed & base graft placed to the jumping distance
- Autogenous subnasal graft
- Post - op instructions given.

Assisted by Dr. Rajkanta G. *Rajkanta*
Observed by Dr. Shukman J.
Dr. Dimple Jindal
Dr. Sachin J. *Sachin*

Implant Training Program

- 1) Anesthesia Given - *Done*
- 2) Flap Design - *Done*
- 3) Anesthesia - *Done*
- 4) Graft Harvest - *Done*

Dr. Dimple Jindal
24/12/20
Performed individually

Patient Name - Lalman Puri
Dr. Name - Dr. Dimple Jindal

Patient Name - Lalman Puri
OPD No - 44222
Age - 43 M.
Implant size - 13 osstem implant
Implant System - osstem implant

Procedure

- Intra-orbital nerve block given
- Anesthesia done E 21 + full thickness flap reflected
- Sequential drilling done up to 3.5 x 11.5 mm in region 21
- Sequential drilling done up to 4 x 13 mm in region 23
- osteotomy preparation done & implant placed in site in 21 region & 23 region
- 21 → 3.5 x 11.5 mm
- 23 → 4 x 13 mm
- cover screw placed & preformed sutures placed
- Post operative instructions given

Assisted by Dr. Shukman J.
Observed by Dr. Rajkanta G. *Rajkanta*

Implant Training Program

- 1) Anesthesia Given - *Done*
- 2) Flap Design - *Done*
- 3) Anesthesia - *Done*
- 4) Graft Harvest - *Done*

21 → *Done*
23 → *Done*

College payment
 10000 - paid to college
 25/12

3000 → paid to Dr. Dixit for bone graft
 Cost → paid for membrane

Assisted by
 Dr. Anil G. Patil

Assisted by
 Dr. Anil G. Patil

Assisted by
 Dr. Anil G. Patil

Implant training program
 14/01/23

Shankar Pawar
 Datta Rajeev
 Ruyveda Pradip
 Akhoni Sheetal
 Ajita Chitab

Dr. Shashikant Jadhav
 20/01/23
 Performed individually

Patient Name - Anurag Chate
 OPD No. - 445422
 Address - Tale Talapur
 Age/Sex - 34/M
 Implant - Ocular

Implant size 16 → 5x10mm
 26 → 4.5x11.5mm

Procedure 1
 - Inferior alveolar & greater palatine nerve block given on upper right back region
 - Sequential drilling upto 5x10mm bone
 - Grafting prepared & implant (5x10mm) placed in region
 - Cover screws placed & membrane sutured given
 - Inferior alveolar & greater palatine nerve block given on upper left side of arch
 - Sequential drilling upto 4.5x11.5mm bone
 - Grafting prepared & implant (4.5x11.5mm) placed in region
 - Post op instructions given

14/1

College payment
 2000
 21/01

Assisted by
 Dr. Anil G. Patil

Assisted by
 Dr. Anil G. Patil

Implant training program
 15/01/23

Shankar Pawar
 Ruyveda Pradip
 Akhoni Sheetal
 Ajita Chitab

Dr. Shashikant Jadhav
 16/01/23
 Performed individually

Patient Name - Jagdish Munde
 Dr. Name - Dr. Shashikant Jadhav
 Age/Sex - 30/M
 OPD No. - 441144
 Implant size - 16

Procedure 1
 - Inferior alveolar nerve block given inferior
 - maxillary incision given & full thickness flap raised
 - Bone suspension done sequentially upto drill 2x to region
 - osteotomy performed with sequential drilling upto 4x10mm
 - 4x10mm implants placed in region & cover screws placed
 → Bone graft placed placed & membrane at the region of 16
 → Horizontal suture placed
 → Post operative instructions given

16/1

Dr. Satish Yadav
15/03/23
Created by: Dr. Sanjay Dixit

College payment → 3000/- paid cash to college
3000/- → 4000/-
5000/- → 10000/-

Assisted by Dr. Shubham J.

Observed by Dr. Parthiv G. Patel

Procedure:
 - Inferior alveolar nerve block given on right side
 - mid crestal incision given & full thickness flap reflected
 - crestal ridge done pilot drilling 2mm
 - sequential drilling upto 3.5 x 13mm & 4mm 4.1
 & implant placed on 4.1 region 2.5 x 13mm size.
 → cover screw placed & interrupted sutures given.

Implant training programme 14/3/23

Shruti K. Pawar
Rutuja K. Kapse
Rugveda Phadke
Sachin Sheetal
Ajay Shrivastava

Dr. Shraddha Jambhekar
14/03/23
Performed individually

College payment → 33,000/- paid cash to college
(5000/- 2.5mm implant 3000/-
implant)

Assisted by Dr. Shubham J.

Observed by Dr. Parthiv G. Patel

Procedure:
 - Middle superior alveolar nerve & greater palatine nerve block was given on upper right side of arch
 - Maxillary extraction was given & full thickness flap reflected
 - Extraction zone was 15 (root piece)
 - Sequential drilling upto 4.2 x 11.5 mm
 - Extraction zone was prepared & superior (4.2 x 11.5) placed in 15 region, healthy abutment placed & interrupted sutures given
 - Middle superior alveolar & greater palatine nerve block given on upper left side of arch
 - Extraction zone was 24 (root piece)
 - Sequential drilling zone & secondary prepared upto 3.9 x 11.5 mm. Implant (3.9 x 11.5) placed with 24.5 mm placed
 - Figure of '0' active given. Top of abutment given.

Implant training programme 23/03/23

Prachi Samvanshi
Sayali Inambare
Prachin Tiwari
Simran Shrivastava
Rutuja K. Kapse

